

# KANKAKEE VALLEY PROPANE SERVICES, LLC.

PO Box # 6 - Wanatah, IN 46390 - (219) 733-1356 or (800) 354-1356

---

Dear L.P. Gas Consumer,

Thank you for choosing Kankakee Valley Propane Services as your L.P. Gas Supplier

## A Safety Reminder from Kankakee Valley Propane Services.

When handled wisely and with respect, L.P. Gas is a very safe, efficient, and clean fuel. Information in the enclosed pamphlet "Important Propane Safety Information" provides knowledge needed to use L.P. gas safely. Please take a few minutes to read these pamphlets. If you have any questions, ask your L.P. gas serviceman, or call me at (219) 733-1356 or (800) 354-1356.

Please send completed enclosures [2.] through [5.] to:


**Kankakee Valley Propane Services  
P.O. Box #6  
Wanatah, IN 46390**

Sincerely,

Tom Richlen  
KVPS Manager

Enclosures:

- [1.] 1 safety pamphlet (please retain for future reference).
- [2.] **REQUIRED SAFETY INFORMATION PAMPHLET RECIEPT** Must return to open account!
- [3.] **LP GAS STORAGE EQUIPMENT RENTAL AGREEMENT** Must return to open account!
- [4.] **Open end credit and revolving charge account disclosures** Must return to open account!
- [5.] **CREDIT APPLICATION** Must return to open account!



**Important**  
**Propane Safety**  
**Information**  
for you and your family

**IMPORTANT PROPANE  
SAFETY INFORMATION**

© 2006 PROPANE EDUCATION & RESEARCH COUNCIL | PRC 003121

**Please read and follow the safety rules in this brochure. Share this information with your family to help keep everyone safe and to reduce the risk of serious and potentially fatal injury, fire, or explosion.**

**PROPANE**  
EXCEPTIONAL ENERGY®

## IF YOU SMELL GAS



1. **NO FLAMES OR SPARKS!** Immediately put out all smoking materials and other open flames. Do not operate lights, appliances, telephones, or cell phones. Flames or sparks from these sources can trigger an explosion or a fire.



2. **LEAVE THE AREA IMMEDIATELY!** Get everyone out of the building or area where you suspect gas is leaking.



3. **SHUT OFF THE GAS.** Turn off the main gas supply valve on your propane tank if it is safe to do so. To close the valve, turn it to the right (clockwise).




4. **REPORT THE LEAK.** From a neighbor's home or other nearby building away from the gas leak, call your propane retailer right away. If you can't reach your propane retailer, call 911 or your local fire department.



5. **DO NOT RETURN TO THE BUILDING OR AREA** until your propane retailer determines that it is safe to do so.



6. **GET YOUR SYSTEM CHECKED.** Before you attempt to use any of your propane appliances, your propane retailer or a qualified service technician must check your entire system to ensure that it is leak-free.



## TAKE THE SNIFF TEST

Scratch and sniff the blue circle. The odor is similar to propane odor. Have everyone in your family take the sniff test. Always take action if you smell any kind of foul odor.



## CAN YOU SMELL IT?

Propane smells like rotten eggs, a skunk's spray, or a dead animal. Some people may have difficulty smelling propane due to their age (older people may have a less sensitive sense of smell); a medical condition; or the effects of medication, alcohol, tobacco, or drugs. Consider purchasing a propane gas detector as an additional measure of security.

**ODOR FADE** is an unintended reduction in the concentration of the odor of propane, making it more difficult to smell. Although rare, several situations can cause odor fade:

- The presence of air, water, or rust in a propane tank or cylinder
- The passage of leaking propane through the soil



**Since there is a possibility of odor fade or problems with your sense of smell, you should respond immediately to even a faint odor of gas.**

## PROPANE GAS DETECTORS

Propane gas detectors sound an alarm if they sense propane in the air. They can provide an additional measure of security in homes with little-used areas or with occupants who have difficulty smelling propane.



**GUIDELINES** regarding propane gas detectors:

- Buy only units that are listed by Underwriters Laboratories (UL).
- Follow the manufacturer's instructions regarding installation and maintenance.
- Never ignore the smell of propane, even if no detector is sounding an alarm.



## CARBON MONOXIDE AND YOUR SAFETY

### WHAT IS CARBON MONOXIDE (CO)?

You can't taste or smell CO, but it is a very dangerous gas, produced when any fuel burns. High levels of CO can come from appliances that are not operating correctly, or from a venting system or chimney that becomes blocked.

**CO CAN BE DEADLY!** High levels of CO can make you dizzy or sick (see below). In extreme cases, CO can cause brain damage or death.

### Symptoms of CO poisoning include:

- Headache
- Shortness of breath
- Dizziness
- Nausea
- Fatigue

### IF YOU SUSPECT CO IS PRESENT, ACT IMMEDIATELY!



1. If you or a family member shows physical symptoms of CO poisoning, get everyone out of the building and call 911 or your local fire department.
2. If it is safe to do so, open windows to allow entry of fresh air, and turn off any appliances you suspect may be releasing CO.
3. If no one has symptoms, but you suspect that CO is present, call your propane retailer or a qualified service technician to check CO levels and your propane equipment.

### TO HELP REDUCE THE RISK OF CO POISONING:

- Have a qualified service technician check your propane appliances and related venting systems annually, preferably before the heating season begins.
- Install UL-listed CO detectors on every level of your home.
- Never use a gas oven or range-top burners to provide space heating.
- Never use portable heaters indoors unless they are designed and approved for indoor use.
- Never use a barbecue grill (propane or charcoal) indoors for cooking or heating.
- Regularly check your appliance exhaust vents for blockage.

### SIGNS OF IMPROPER APPLIANCE OPERATION THAT CAN GENERATE HIGH CO LEVELS:

- Sooting, especially on appliances and vents
- Unfamiliar or burning odor
- Increased moisture inside of windows

### WHAT IS PROPANE?

Propane (also called LPG—liquefied petroleum gas—or LP gas) is a liquid fuel stored under pressure. In most systems, propane is vaporized to a gas before it leaves the tank. Propane is flammable when mixed with air (oxygen) and can be ignited by many sources, including open flames, smoking materials, electrical sparks, and static electricity. Severe freeze burn or frostbite can result if propane liquid comes in contact with your skin.



## LIGHTING PILOT LIGHTS

**IF A PILOT LIGHT REPEATEDLY GOES OUT** or is very difficult to light, there may be a safety problem. **DO NOT** try to fix the problem yourself. It is strongly recommended that only a **QUALIFIED SERVICE TECHNICIAN** light any pilot light that has gone out.

**YOU ARE TAKING THE RISK** of starting a fire or an explosion if you light a pilot light yourself. Carefully follow all of the manufacturer's instructions and warnings concerning the appliance before attempting to light the pilot.



## APPLIANCE MAINTENANCE

**LEAVE IT TO THE EXPERTS.** Only a qualified service technician has the training to install, inspect, service, maintain, and repair your appliances. Have your appliances and propane system inspected just before the start of each heating season.

### **HELP YOUR APPLIANCES "BREATHE."**

Check the vents of your appliances to be sure that flue gases can flow easily to the outdoors; clear away any insect or bird nests or other debris. Also, clear the area around your appliances so plenty of air can reach the burner for proper combustion.

**DO NOT TRY TO MODIFY OR REPAIR** valves, regulators, connectors, controls, or other appliance and cylinder/tank parts. Doing so creates the risk of a gas leak that can result in property damage, serious injury, or death.

**HAVE OLDER APPLIANCE CONNECTORS INSPECTED.** Certain older appliance connectors may crack or break, causing a gas leak. If you have an appliance that is more than 20 years old, have a qualified service technician inspect the connector. Do not do this yourself, as movement of the appliance might damage the connector and cause a leak.



**FLAMMABLE VAPORS ARE A SAFETY HAZARD.** The pilot light on your propane appliance can ignite vapors from gasoline, paint thinners, and other flammable liquids. Be sure to store and use flammable liquids outdoors or in an area of the building containing no propane appliances.



**DON'T RISK IT!** If you cannot operate any part of your propane system, or if you think an appliance or other device is not working right, call your propane retailer or a qualified service technician for assistance.



## RUNNING OUT OF GAS

**DON'T RUN OUT OF GAS. SERIOUS SAFETY HAZARDS, INCLUDING FIRE OR EXPLOSION, CAN RESULT.**

- If an appliance valve or a gas line is left open, a leak could occur when the system is recharged with propane.
- If your propane tank runs out of gas, any pilot lights on your appliances will go out. This can be extremely dangerous.
- **A LEAK CHECK IS REQUIRED.** In many states, a propane retailer or a qualified service technician must perform a leak check of your propane system before turning on the gas.


## IMPORTANT CONTACTS

POLICE:

FIRE DEPARTMENT

PROPANE RETAILER:

For more information, please visit:  
[www.usepropane.com](http://www.usepropane.com)



# **KANKAKEE VALLEY PROPANE SERVICES, LLC.**

PO Box # 6 - Wanatah, IN 46390 - (219) 733-1356 or (800) 354-1356

---

## **REQUIRED SAFETY INFORMATION PAMPHLET RECEIPT**


I acknowledge receipt of the information pamphlet "Important Propane Safety Information" and have familiarized myself with the content.

Please contact Kankakee Valley Propane Services if you require additional information.

Dated \_\_\_\_\_/\_\_\_\_\_/\_\_\_\_\_ \_\_\_\_\_  
Patron's signature

After dating and signing above, please send this to:

**Kankakee Valley Propane Services**  
**PO Box #6**  
Wanatah, IN 46390



# KANKAKEE VALLEY PROPANE SERVICES, LLC.

PO Box # 6 - Wanatah, IN 46390 - (219) 733-1356 or (800) 354-1356

## LP-GAS STORAGE EQUIPMENT RENTAL AGREEMENT

This agreement, dated this \_\_\_\_\_ day of \_\_\_\_\_, 20\_\_\_\_, by and between \_\_\_\_\_ of \_\_\_\_\_

(hereinafter called Customer) and Kankakee Valley Propane Services, LLC. (hereinafter called KVPS) provides that:

1. KVPS will lease to the Customer and place on the Customer's Property, located at...

\_\_\_\_\_  
\_\_\_\_\_  
\_\_\_\_\_

the following storage equipment:

Tank Serial No. \_\_\_\_\_ Tank Size \_\_\_\_\_

Other Equipment \_\_\_\_\_  
\_\_\_\_\_

for a term of one (1) year from the date hereof and from year to year thereafter unless cancelled as herein provided.

2. Customer agrees to pay installation charge of \$ \_\_\_\_\_
3. Customer agrees to pay an annual rental fee for the above mentioned equipment of \$ \_\_\_\_\_
4. KVPS agrees to keep the above mentioned equipment in good repair and paint the tank for appearance during the life of this Agreement.
5. Customer agrees that during the period of this Agreement he will not store petroleum products from other suppliers in KVPS's storage under immediate penalty of cancellation of this Agreement upon written notice by KVPS; and KVPS shall have the right to remove the equipment from Customer's property as provided in paragraph 8, (and all rental payments shall be considered as payment of KVPS's damages). Note: Indiana State law prohibits a propane supplier from placing fuel in a tank provided by another supplier!
6. Customer agrees to be responsible for all damage to said equipment arising from Customer, his family or his employees' negligence, carelessness or abuse thereof.
7. Either party may terminate this Agreement at the end of any annual term by giving the other party thirty (30) days written notice at the address indicated above for such party.
8. Customer agrees that should he cease using KVPS's propane products prior to the termination of this Agreement, or upon termination, KVPS may remove the storage equipment upon ten (10) days written notice to Customer, and KVPS shall have thirty (30) days to remove said equipment after termination of the Agreement for any reason.

\_\_\_\_\_  
Kankakee Valley Propane Services, LLC.

\_\_\_\_\_  
Customer

\_\_\_\_\_

\_\_\_\_\_  
Customer's Address

\_\_\_\_\_  
Manager


\_\_\_\_\_

### CONSENT OF LANDLORD (Owner)

The undersigned, owner of the premises leased to the above named Lessee, consents to the installation of the leased container and equipment on said premises and consents to the removal thereof by Lessor under the terms of the aforesaid Agreement and the undersigned disclaims any right, title or interest in or to said lease container and equipment.

\_\_\_\_\_  
Owner

\_\_\_\_\_  
Address



# KANKAKEE VALLEY PROPANE SERVICES, LLC.

PO Box # 6 - Wanatah, IN 46390 - (219) 733-1356 or (800) 354-1356

---

## **Open end credit and revolving charge account disclosures of the Kankakee Valley Propane Services, LLC.**

To: All present and prospective charge account customers and patrons...

The following information and disclosures are made and given in accordance with the requirement of the Federal Truth-in-lending Law and the Indiana Uniform Consumer Code (UCCC).

[1.] A finance charge or credit service charge will be imposed on the unpaid balance of all revolving charge accounts for all merchandise due and payable at the end of the month following the month of purchase.

[2.] The finance or service charge will be imposed on the account balance that is unpaid on the last day of the month following the month of purchase and each month thereafter until the account is paid.

[3.] The finance or credit service charge is 1.75% per month which is an annual percentage rate of twenty-one percent (21%). (If the unpaid account balance is less than \$34.00 on the last day of the month, a minimum charge of \$.50 will be added.)

The above information and disclosures take the place of all previous disclosure statements made by the Kankakee Valley Propane Services, LLC. (Formerly the LaPorte County Farm Bureau Cooperative Association, Inc.)

**Payment is expected when due!**

Dated \_\_\_\_\_ / \_\_\_\_\_ / \_\_\_\_\_

\_\_\_\_\_  
Patron's signature



This information will be treated in a confidential manner.

--

Member Submitting Credit Application

\$
----

Credit requested

**INFORMATION ABOUT YOURSELF (Applicant)**

Name (Last - First - Middle) - PLEASE PRINT			Date of Birth		Social Security No.	
					- -	
Present address	City	State	Zip	How long	Home Phone No.	
				Yrs.      Mths.	(      ) -	
Previous address (If less than 3 years at present address)				No. of dependants		Marital Status
						Single [ ]    Married [ ]
Nearest relative not living with you / relationship		Address		City	State	Zip
						Phone No.
						(      ) -

**INFORMATION ABOUT YOUR SPOUSE/CO-APPLICANT (If applicable)**

Name (Last - First - Middle) - PLEASE PRINT			Date of Birth		Social Security No.	
					- -	
Present employer		How long		Occupation		
		Yrs.      Mths.				
Employer's address	City	State	Zip	Phone No.	Take home pay	
				(      ) -	\$      per	
Co-Applicant's Checking Account with		Account No.		Co-Applicant's Savings Account with		Account No.
Nearest relative not living with you / relationship		Address		City	State	Zip
						Phone No.
						(      ) -

**YOUR CREDIT REFERENCES**

List all charge accounts, installment contracts, credit cards and debts currently outstanding or recently paid. Continue on back if necessary.

Creditor:	Type of debt or Account No.	Account in name of:	Credit limit	Balance	Minimum Monthly Payment	Purpose or Collateral
Present employer		How long		Occupation		
		Yrs.      Mths.				
Employer's address	City	State	Zip	Phone No.	Take home pay	
				(      ) -	\$      per	
Sources of other income: Alimony, child support, separate maintenance need not be revealed if you do not wish to have it considered as a basis for repaying this obligation. [ ] Alimony [ ] Child Support [ ] Other _____					Other income	
					\$      per	
Previous employer (If less than 3 years with the present employer) and address				How long		Occupation
				Yrs.      Mths.		
Bank References: Name		Address		Phone No.	Checking [ ]    Savings [ ]    Loan [ ]	
				(      ) -	Acct. No.	
Own [ ]    Rent [ ]		Name of Mortgage Holder or Landlord			Monthly Payment: Phone No.	
					(      ) -	
Have you declared Bankruptcy in the last 10 years? Yes [ ]    No [ ]				If so where?		Year?
Are there any garnishments or unsatisfied judgements presently levied against you? if Yes, explain				Yes [ ]    No [ ]		Year?
Product or services to be purchased						
Heating request:		Size of tank:	Type of Fuel:	Location:	Previous supplier:	Phone No.
						(      ) -

**REVIEW BOTH SIDES OF THIS FORM**



The applicant has delivered this statement to creditor to induce creditor to extend credit to the applicant. Everything that I have stated in this application is correct to the best of my knowledge. The applicant understands that the creditor will rely on the truth, accuracy, and completeness of this statement. The applicant certifies that the information inserted herein has been carefully read and is true, correct and complete. You are authorized to investigate my credit record and report to proper persons and bureaus my performance of this agreement and to answer questions about your credit experience with me.

I/We agree to pay the balance due and, in addition, all applicable finance charges which I/we hereby agree to pay in accordance to all terms and conditions in which I/we are notified from time to time including, but not limited to, periodic statements sent to me setting forth the outstanding obligations I/we have to you.

I/We hereby agree to pay all attorney fees and court costs if this account is referred to attorneys for collection, without relief from valuation and appraisal laws.

In accordance with Article 9 Section 402 of the UCC Code, the buyer further grants to seller a security interest in buyer's equipment, contract rights, inventories, receivables and proceeds of sales as collateral to secure the buyer's performance of all obligations. The buyer further authorizes the seller to file a financing statement without buyer's signature.


A Finance Charge may be imposed if the unpaid balance shown on the current statement as the New Balance is not paid before due date.

If a Finance Charge is added it is computed on the Average Daily Balance appearing on the face of this statement, at a periodic rate of 1.75% per month, which is an Annual Percentage Rate of 21% or the highest prevailing rate provided by law.

Applicant's Signature	Co-Applicant's Signature
Social Security No - - / /	Social Security No. - - / /

Disapproved [ ]		Approved [ ]	
Dept.	\$	By:	/ /

Creditor:	Type of debt or Account No.	Account in name of:	Credit limit	Balance	Minimum Monthly Payment	Purpose or Collateral



# KANKAKEE VALLEY PROPANE SERVICES, LLC.

PO Box # 6 - Wanatah, IN 46390 - (219) 733-1356 or (800) 354-1356

---


## Metered Propane

The advantages of metered propane:

1. Billed monthly for what you use.
2. Your propane tank will be kept full.
3. Cost the same as non-metered.
4. You can be on the budget plan.
5. You can do the maximum price contract.
6. No big tank fill bills

We will install the meter when we set the tank. The meter will be read at the end of each month. You will receive an invoice along with your statement for your monthly usage.

Take advantage of the best deal around and sign the meter agreement and return it with your application.



# KANKAKEE VALLEY PROPANE SERVICES, LLC.

PO Box # 6 - Wanatah, IN 46390 - (219) 733-1356 or (800) 354-1356

---

## METER AGREEMENT

1. Monthly minimum billing is \$6.75.
2. The meter will be read each month by the company's meter reader. You will be billed for each month's metered usage. In the event a meter is not read your usage will be estimated. A corrected billing will be issued the following month.
3. The billing will be in cubic feet based on the company's posted cubic foot price.
4. This agreement can be amended or changed by the company with a 30 day notice.
5. This agreement can be terminated by a 30 day notice by either party.

\_\_\_\_\_  
Customer

\_\_\_\_\_  
Company

\_\_\_\_\_/\_\_\_\_\_/\_\_\_\_\_

\_\_\_\_\_/\_\_\_\_\_/\_\_\_\_\_